

# Form Churches with 3 Parts Pattern



















## Model and Demonstrate

Model the **3 Parts Pattern** & model the **Indicators** of a church.

- Show new followers by your actions and way of life the indicators of what is a church.
- Do this until they understand and are a multiplying Churches/ Gatherings.
- Find Persons of Peace and train them.
- Train leaders. Give them vision and things to do.



Look Back 	Look Up 	Look Forward 
<b>What has happened?</b>  <b>1. Connect and Care</b>   <b>2. Prayer and Praise</b>  (Celebrate the Resurrection of the Lord)   <b>3. Celebrate Progress</b>  (creates faith and vision) ~ Testimonies and giving thanks ~ Briefly review last week's passage.   Be sure to include people who are not yet followers.	<b>Use Bible with questions</b>  <b>Story or Bible Verses</b>   ~ <b>What</b> is the passage <b>about</b> and what do we learn from this passage?  ~ <b>How</b> should we <b>apply</b> this in our life and together?	<b>Send with prayer &amp; obedience</b>  <b>1 Practise – Retell</b>  ~ What should I share and with who?  <b>2. Pray &amp; Send</b>   ~ to <b>apply</b> scripture learned  ~ to <b>gather</b> , start groups  ~ to <b>share the gospel</b>  ~ for life <b>issues</b>   Take up an offering of finances or giving?

## Why use a Pattern with the 3 parts?


1. Ordinary people can copy it and do it!
2. For discipleship in groups
3. To form a healthy Church/ Gathering
4. Can be used also for one-on-one discipleship
5. To care for one another and celebration
6. To check for obedience and application
7. To send people to multiply groups and churches
8. To train and mentor leaders

## Where early believers commonly met together.

- Acts 5:42, 12:12, 20:8, 20:20
- Rom. 16:3-5 + 11
- 1Cor 16:19
- Col. 4:15
- Philemon 1

## Grow groups to become multiplying Churches.

**a) Transition from Group to Church.**



- Move quickly from learning about Jesus and the Bible - to become a community that **loves and cares** for each other **and the lost**.
- A discipleship group **needs to know when** they become a Church/ Gathering.

**b) Use Scripture to Show – “You are a Church/ Gathering”.**



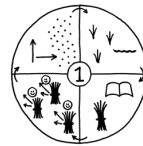
- Confirm them as a church when they practice the indicators from Acts and are following Jesus commands.
- This is not a formula, but how life is lived together in Christ.

**Acts 14:21-23.** Groups are called a Church before elders are appointed.

## Multiply many Leaders and Churches.

**Use “One Field One Goal” to equip leaders.**

- Train leaders to pray and think BIG about multiplying to other areas.
- Use maps. Use data. Make plans together.



c) **Acts 20:17-20. Paul demonstrated first**, so new leaders could follow his example.

**ACTIVITY** Discuss together what you need to model to emerging leaders so they can multiply into a movement.

d) **People follow what you MODEL to them.**

- Show people **how to lead** before appointing leaders and elders.
- Always **model love**, always have a co-leader. Practice 2 Tim 2:2
- **Train and mentor** constantly.

## Transition 4

Everything is multiplying by  
local people.  
You raise up leaders by giving  
them something to do!

**Get over the line.**

Many people in many places are  
following the Six Apostolic Activities.